

### Let's investigate a work of art together!

Sometimes it is hard to understand what is happening in a work of art. One of the best ways to learn more is by looking closely, asking questions, and investigating what is going on, just like a detective! Visual clues can help you understand the artwork. Let's see what we can discover in a work of art!

### Materials

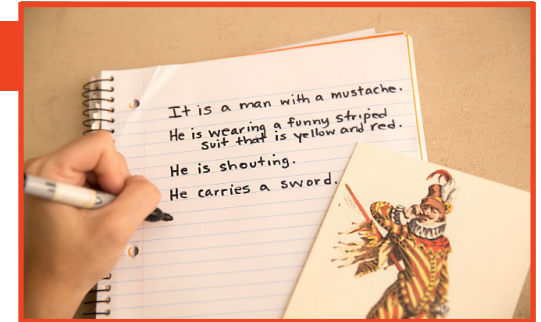
Found art  
Notebook paper  
Pencil, pen, or marker

1



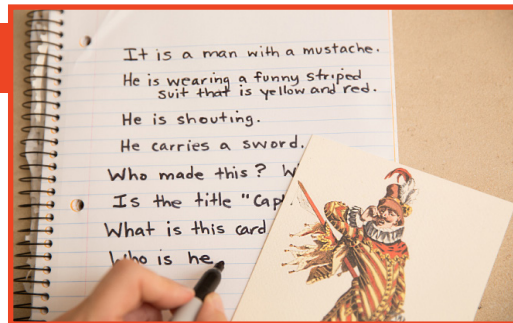
Find a work of art to inspect. You can use anything, from a painting to an image in your favorite book or a family photo!

2



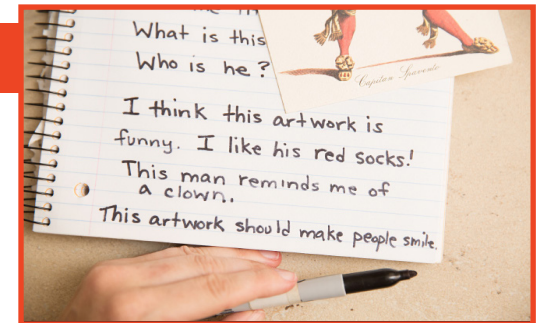
Let's investigate. Describe everything you see in the artwork. What do you see?

3



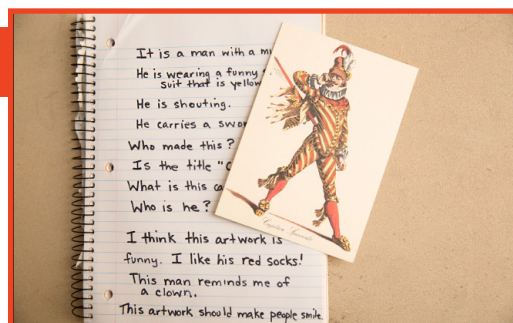
Write down the questions you have about this work of art. Who made it? When was it made? Does it have a title?

4



How do you feel about this artwork? What is in the artwork that makes you feel that way? Write down your ideas.

5



Decide what you think about this artwork. What do you like the most about it? Would you change anything?

**Now you are an art detective!**