

Kandinsky Drawing


Let's draw like Kandinsky!

Wassily Kandinsky was an artist who used lines, shapes, and colors. Music helped Kandinsky express himself. When he listened to music, he drew shapes and patterns that he thought the music sounded like. Use music to guide you through drawing like Kandinsky.

Materials


Music
Paper
Pencil
Markers

1




Close your eyes for a few seconds, and listen to some music. What is it like? Is it happy and upbeat, or is it calm and slow?

2



What shapes do you think of with this music? Draw four shapes on a piece of paper.

3



What types of lines do you think of with this music? Straight or squiggly? Loopy or jagged? Add lines to your drawing. Make them overlap with the shapes.

4



What colors do you think of with this music? Add them to your lines and shapes.

5



Use the music to inspire new shapes and patterns.

You made a drawing like Kandinsky!