

Symbols-Flag


Let's make a flag!

A symbol represents a special idea or thing. For example, the color yellow might be used as a symbol for happiness, or the shapes of a square and triangle together might represent home. Flags use symbols to represent cities, states, or countries, or to communicate messages. What symbols could be used to represent you? Think outside the box, and be creative!

Materials


Paper
Ruler
Pencil
Scissors
Stickers, markers, or crayons
Tape
String

1



Fold a sheet of paper in half longways. Use a ruler and a pencil to draw a straight line diagonally across the paper.

2



Cut along the line, and open up the flag.

3




Think about things you enjoy, like being with animals, playing games, or making art. How can you show them as symbols?

4



Draw your favorite symbol in the middle of your flag. Add other symbols by using stickers, markers, or crayons.

5



Flip the flag over, and tape a piece of string to the top.

6



Now you have your very own flag! Wave it around, and share what your symbols mean with someone.