

Family Mosaic

Let's create a family mosaic!

A mosaic is an artwork that combines pieces of tile, glass, or even scraps of paper into one large piece. Some artists create large mosaics that symbolize things that are important to them, like their culture, community, or ideas. A mosaic doesn't have to contain intricate details; mosaics often capture the basic image or feel of something.

What is important to you and your family? It could be a favorite holiday, a pet, or even food. Use this as the idea for your mosaic!

Materials

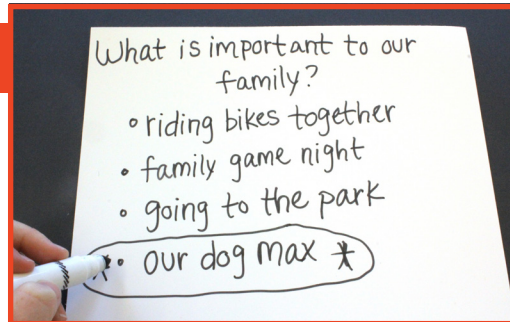
- 1 sheet of white paper
- 1 marker
- Colored construction paper
- Scissors
- Glue

Frist Art Museum

FristKids.org


Created by students in the FAM Experiential Learning Program under the mentorship of museum and classroom educators

1



Think about things that are important to you and your family. Choose one of these things to be your symbol.

2




Use a marker to create an outline of your symbol on the white piece of paper. Don't worry; the drawing doesn't need to be very detailed!

3




Cut the colored construction paper into many tiny pieces.

4



Apply glue to one of your construction paper pieces, and place it inside the outline of your symbol.

5



Continue adding color by using the pieces of colored construction paper like you would paint.

6



Fill the entire outline of your symbol with the colored pieces of paper. Then, add details. You have created a beautiful family mosaic!