

Greek Column Replica

Let's make our own replica of a Greek column!

Architecture is the design and creation of different types of buildings. The ancient Greeks were known for using a specific style of architecture to create their temples and buildings. Many of these buildings, like the Parthenon in Athens, contain rows of tall columns that add support to the structure.

Have you seen other buildings that have columns?

Materials


- 1 paper towel roll
- 1 black marker
- Ruler
- 2 sheets of gray, brown, or white construction paper
- Scissors
- Clear tape

1



Using a very steady hand, draw equally spaced vertical lines around the paper towel roll. This is the column's shaft!

2




Measure and cut 2 six-by-two-inch construction paper strips. Draw designs on them.

3




Wrap a strip of paper around each end of the paper towel roll, and tape the strips in place.

4



Cut 4 more six-by-two-inch paper strips.

5



Tape one strip to another to create a single thick strip. Repeat. Then curl each of the thicker strips to create the column's capital and base.

6



Tape the strips to both ends of the paper towel roll. You have created your own replica of a Greek column!