

Pachyderm Pattern Parade

Let's make a pachyderm pattern parade!

Patterns of repeating colors, lines, and shapes can be found on animals all across the animal kingdom. Peacocks have beautiful tails, tigers have their stripes, and Dalmatians have lots of spots. One animal that doesn't have a pattern is the pachyderm, commonly known as the elephant. What would elephants look like if they were covered with lots of patterns?

Materials


Sturdy paper or light-colored construction paper
Markers
Scissors

1




Fold your paper in half.

2




Draw an outline like this to create an elephant.

3




Cut out your elephant just around its head, snout, and feet. Leave the fold across its back intact.

4




Add ears, eyes, and a tail.

5



Draw patterns all over the elephant.

6



Repeat this process to create as many elephants as you would like for your pachyderm pattern parade!